



# Port- folio

a selection of  
Vector Illustrations

---

Angie Mathot  
Vector Artist / Visual Designer



© All (art)work in these pages is the sole intellectual property of Angie Mathot, and / or that of the clients for whom the original work was created; and is as such fully copyrighted.

Any reproduction, even partial, is strictly forbidden without written approval.





# Port- folio

a selection of  
Vector Illustrations

---

Angie Mathot  
Vector Artist / Visual Designer

# Curriculum

## Contact Information

Angie Mathot  
+31 (0)613 490 725  
www.angiemathot.art  
hello@angiemathot.xyz



## Profile

As a passionate, multi-skilled artist, my language is that of colours, shapes, volumes & contrast. Using my Graphic Design background, I strive to bring fresh, elegant & contemporary illustrations to life.

## Education & Certifications

- **Bachelor of Visual Arts in Graphic Design** from St-Luc Supérieur, Liège, Belgium, 2001-2004, with Distinction.
- **Animation Principles & AE Basics**, online, from School of Motion, 2023.

## Languages

French.....  
English.....  
Dutch.....  
Spanish.....



## Software Knowledge



## Skills

Drawing.....  
Concepting.....  
Vectors.....  
Animating.....  
Animation principles.....





## Other

- Driver's License (Type B)

## Hobbies



## Social Media

- Twitter: <https://twitter.com/PtiteAngele>
- Instagram: <https://www.instagram.com/ptiteangelee/>
- Dribbble: <https://dribbble.com/designbyangie>
- Linked In: <https://www.linkedin.com/in/angie-mathot/>
- Behance: <https://www.behance.net/designbyangie>

## Design / Artistic Employment History

- '09 - ... **Freelance Vector Artist & Visual Designer**, "Design by Angie", Belgium - the Netherlands.
  - <https://designbyangie.com/>
  - Vector illustration, Web 3 projects, NFTs
  - Animation & loops
  - Graphic Design (logo, packaging, web sites, pre-press)
- '22 - '23 **Vector Artist & Visual Designer**, Dephion, Geleen, the Netherlands.
  - <https://designbyangie.com/dephion.html>
  - Vector illustration, digital assets for animation & storyboarding
  - Graphic Design (interior decoration, logos, pictograms...)
- '18 **Visual Designer**, Onze Livre BV, Maastricht, the Netherlands.
  - Graphic Design (logos, brochures, packaging, web site...)
  - Adherence to ISO & GHS rules & regulations
  - Management & archiving of visual documentation

2020




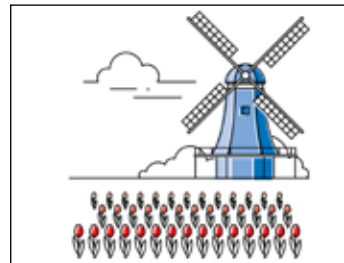
## Older Digital Art, before 2020.

Tools:

• Adobe Illustrator

A collection of doodles from time gone by...

Often the original files have been damaged or lost.











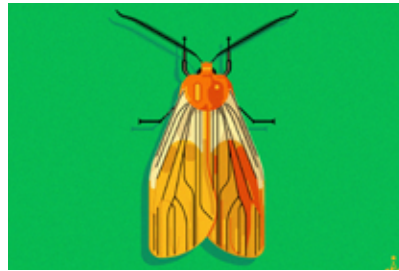
## “The Animal Collection”

Tools:

- Paper & Pen (brainstorming)
- Adobe Illustrator
- Adobe Photoshop (colour correction)

This collection is characterised by the use of geometry, an important visual simplification, and very bright colours, often opposed or close to each other, as to create a strong visual effect.









## “Deer”

---

Digital drawing in Ai colour correction in Ps.




## “The Zodiac Signs”

Tools:

- Paper & Pen (brainstorming)
- Adobe Illustrator
- Adobe Photoshop (colour correction)

Another collection inspired by strong contrasts, simplification & geometry.  
Not all zodiac signs were created.

Here, a small display of the best ones, from top left to bottom right: Pisces, Saggiarius, Taurus & Leo.





## Landscapes

Tools:

- Paper & Pen (brainstorming)
- Adobe Illustrator
- Adobe Photoshop (colour correction)

Illustrations, often inspired by real places & photography.


These series were above all an exercise of style, looking to define myself & my art.

### “Airplane Window”

---

Digital drawing in Ai colour correction in Ps.





## Fan Art

Tools:

- Paper & Pen (brainstorming)
- Adobe Illustrator
- Adobe Photoshop (colour correction)

Personal tributes to movies & series that have inspired me in 2020...

The idea was to allow my craft to evolve, while looking for a style and being playful.

Centered around minimalism & colour contrasts, these pieces celebrate diversity, minimalism & a certain geometry.

From top left to bottom right: Amelie from Montmartre, Twin peaks (isometric), Harry Potter, Queen's Gambit, the New Adventures of Sabrina, the Umbrella Academy.





## Commissions

Tools:

- Paper & Pen (brainstorming)
- Adobe Illustrator
- Adobe Photoshop (colour correction)

A series of artworks mostly based around some plays / movies.

They served as basis for the creation of the ad hoc posters for an American youth theatre.

From top to bottom: The Great Gatsby, Greek tragedies, Christmas by the Campfire, Willy Wonka.





## Christmas

Tools:

- Paper & Pen (brainstorming)
- Adobe Illustrator
- Adobe Photoshop (colour correction)

Minimalism, geometry and a constrained colour palette.  
The fewest means to create depth.



2021

## Landscapes & Still Life

Tools:

- Paper & Pen (brainstorming)
- Adobe Illustrator
- Adobe Photoshop (colour correction)

Exploring minimalism, contrasts, and using constraints to create.

Around that time, I elaborated a series of gradients, using yellow, pink and blue to almost exclusively use in the colouring process of artworks, together with white, black, and some hues of pink.

Some recurring themes are starting to appear: sun, moon, skies, oceans, still life, chiaroscuro...



## “Archway II”

---

Digital drawing in Ai colour correction in Ps.  
Published as NFT.







Throughout these illustrations, a new palette emerged: a gradient consisting of white, yellow, pink, purple & black.

It became almost exclusive, with the use of black, white & transparency on some pieces..

My love for Japan & oriental places also recurringly comes back as a theme.

## 36 Days of Type

Influenced by my initial designer training, and my love for typography, every now & then, I participate in "36 Days of Type"...  
Always a lot of fun to play around!



## “Powerful Women” NFT collection

Tools:

- Adobe Illustrator
- Adobe Photoshop (colour correction)

Still working with the gradient constraint, looking to create portraits of goddesses, myths, legends, queens & empresses from all cultures & eras... The “Powerful Women” NFT collection was born of this research.

From top left to bottom right: Cleopatra, under the traits of Liz Taylor, as a tribute; Queen of Sheba, Boadicea; Goddess Athena.


Next page: Empress Wu Zetian, Goddess Parvati, Goddess Ixchel, Queen Catherine de Médici, Samurai Warrior Tomoe Gozen, Queen Eléanore of Aquitaine.











This page: Joan of Arc.  
Next page: Frida Kahlo, Ella Fitzgerald  
& Marilyn Monroe.







## The Pierrots

Tools:

- Adobe Illustrator
- Adobe Photoshop (colour correction)

A collection based around a body layout, playing with colours & elements to create a sphere, of which a couple of Pierrots came out, all minted as NFTs.

At the top: "Pierrot Lunaire", bottom: "Pierrot with the Broken Heart".  
As I would often say "She is me", both these pieces are very personal.



## Commissions

Tools:

- Adobe Illustrator
- Adobe Photoshop (colour correction)

Being in Web 3, I have been approached several times to create “generative” art, meaning pieces for which each body part (eyes, mouth, hair, body and even accessories) is created onto a separate layer, and using a randomness generator, all the pieces are combined together to create interesting results.

I have created such projects in 2021, however, I deem them not interesting enough to feature in this portfolio; instead, let me show you a series of “1/1” (unique pieces, available as a single NFT) I have been commissioned to create for the “Sol Sisters” collection, on the Solana blockchain..

Each unique sister is a goddess representing an element of the natural world.  
On the right: Air & Earth sisters.







On the left: The Water sister.  
Right, 1<sup>st</sup> column: Nature sister, Moon sister.  
2<sup>nd</sup> column: Fire sister, Rainbow sister, Sky sister.  
3<sup>rd</sup> column: Twin sisters, Sun sister.





2022

---

## Illustration for a Competition, “Tales of a Ronin”

Tools:

- Adobe Illustrator
- Adobe Photoshop (colour correction)

Using my yellow - pink & blue palette, I have made this entry for the “Tales of a Ronin” competition. The main character is a red panda.





## Japan-inspired Animals Series

Tools:

- Adobe Illustrator
- Adobe Photoshop (colour correction)

With my constrained palette, and my love for Japan comes another series of illustration, where animals are presented the way you would find them in Japanese antique paintings: with a mannerism & grace close to their ways of being in nature.

For a stronger contrast, I have decided to use an almost black backdrop.



## The Snow Globe Collection

Tools:

- Adobe Illustrator
- Adobe Photoshop (colour correction)

Using the current palette, I created a series of 3 Japan inspired “snow globe” illustrations, using a totally black backdrop, to make the art the focus of the show..





## More Landscapes...

Tools:


- Adobe Illustrator
- Adobe Photoshop (colour correction)

Beautiful landscapes are one of my favourite subjects...  
Only this time, they are becoming a little more ambitious: using perspective  
& temporarily saying goodbye to my usual minimalism to create more  
depth & play around with shapes & colours.

### “Tea at Mt Fuji”

---

Digital drawing in Ai colour correction in Ps.  
Published as NFT.



From top left to bottom right: "Letting go", "The Sea Front", "Moonlight Serenade", "The Journey" & "1001 Nights".

Each piece has a personal story to tell.. whether it be about looking for oneself, or simply journeying on the path of life and recovering from personal traumas.





## “MoonSparks Goddesses” NFT collection

Tools:

- Adobe Illustrator
- Adobe Photoshop (colour correction)

While more and more tones are slowly added to the personal palette, a need to be playful & do more of what I enjoy the most is always there: create women portraits.

To bring more joy to my art, I've created this collection of mythological women from all over the Earth, I have made sure there is at least always a connection present between them and the world of night time or the Moon, hence the name of the collection.



Right: Egyptian sky goddess Nuth.







From top left to bottom right, in rows:  
Sumerian goddess Ereshkigal, Hindu goddess  
Kali, Greek princess Cassandra of Troy,  
Egyptian queen Cleopatra, Celtic goddess  
Cerridwen, Benin Goddess Mawu.

Right page: Viking goddess Freyja,  
then from top left to bottom right in rows:  
Voodoo queen Marie Laveau, Japanese  
goddess Izanami, Chinese goddess Chango,  
Santa Muerte







## Art Nouveau Inspiration

Tools:

- Adobe Illustrator
- Adobe Photoshop (colour correction)

Having visited the Alphonse Mucha exhibition in Den Haag, & being a huge fan of Art Nouveau, I could only pay my tribute by making these 2 beautiful pieces: Tarot card 0, "The Fool" & "MoonSparks Goddess Sarah Bernhardt".









## Miscellaneous

Tools:

- Adobe Illustrator
- Adobe Photoshop (colour correction)

Here are a few miscellaneous pieces of 2022...

From top left to bottom right, in rows:




“Pepe My Way”, a tribute to the very popular Pepe the Frog, a meme of Web 3; “Edmund”, an illustration created for the “Marmottoshis” NFT collection; “Self - An Exploration”, my personal take of Rik Oostenbroek’s “Self” piece, created for a curated art challenge; “Hamsa”, because this multi-cultural symbol represents peace, in our world that badly needs it.







Top left: "Buddha Eyes";  
Bottom left: Christmas  
card 2022: "A  
Nutcracker story";  
Right: "Solitude", which  
became an animation.



## Commissions

Tools:

- Adobe Illustrator

In 2022, I was commissioned another generative project, the “SuperWomen” collection, for which I was in charge of the whole artistic creation: from conceiving to defining the final style.

The initial inspiration was super heroes. I created more than 300 different attributes, ranging from eyes, mouths, hairs, accessories & outfits to the backgrounds.

Alas, the project’s management didn’t take the PR part well in charge, and the project never got out..

Here are a couple of randomly generated portraits with some of the attributes I created.







## Gradients Pictograms


Tools:


- Adobe Illustrator

In 2022, I got hired full time by Dephion, in Geleen, the Netherlands, until their activities stopped in March 2023.

My work there was mainly focused around vector illustration & visual design. Here are a selection of the best pieces that were created during this time.

Right: A series of small abstract pictograms created using a black & transparent gradient. Each picto is presented each time as line art, and as a coloured piece.





## Data Protection Animation Assets

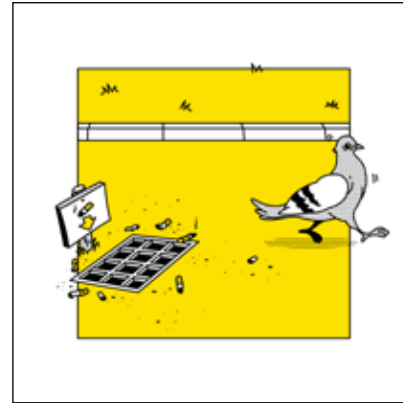

Tools:

- Adobe Illustrator

My main role was to create digital assets for animations, and also make small loops myself, every now & then.

I was chosen to create the Data Protection animation assets, for my speed & accuracy at drawing with vectors, but also for my great understanding of proportions & adaptation to just about any visual style. The idea behind these assets is "the Matrix meets Kurzgesagt"...

I also participated in some elements of the storyboard.



## House Rules

Tools:

• Adobe Illustrator


I have been asked to create a set of humorous illustrations referring to some implicit house rules at work (stuff everyone should do & know, as a mark of respect, but doesn't always do...).



Here they are, inspired by some signage from years back in the Tokyo metro. They were still in an early development stage & never got completed.

Can you guess their meanings ?







## Isometric Art

Tools:  
• Adobe Illustrator

One of my very last tasks has been to create some isometric infographics, that would have been used in company presentations, and also to create a 2D isometric map of the company building & surroundings, in order to help newcomers find their ways at Dephion.

Here is what I had developed so far...



## Decoration of Meeting Rooms

Tools:

- Adobe Illustrator
- Adobe Photoshop

I have been asked to decorate 2 meeting rooms in our company building, one about Ghibli Studios creator, Miyazaki, the other one themed around Margaret Hamilton, the woman who wrote the code that sent man to the Moon...

Both illustrations here are banners that were supposed to be printed and layed on a wall. Some rooms had extra items to make the theme complete.





## Animation Assets

Tools:

- Adobe Illustrator

At Dephion, we were developing a well-being app that would guide people on their journey to health, through quizzes and multiple choices. Many small animations were created and integrated to make things more lively.

Here are a few examples of assets I have created in the Habtic app style... (that includes puppets & backgrounds alike!) I can't go too much in depth concerning the narratives, as I'm held back by a non-disclosure agreement.





2023

---

## Gradients Pictograms

Tools:

- Adobe Illustrator
- Adobe Photoshop

2023 saw me focusing a lot on animation for the first few months... As I pursued a School of Motion training that was nothing short of intense. Anyhow, I still managed to get a few personal doodles done !

As you can imagine, so much animation grows on you, and I have spent some time working on character designs, which were then animated (they are visible in my online portfolio under the "Animation" section)

Top: "Kiss Factory";  
Bottom: "The Sheriff".





## Fresh Inspiration

Tools:

- Adobe Illustrator
- Adobe Photoshop

Going back to a much simpler style, with high contrasts & having fun in the process..

Top left: "Bird of Paradise";  
Top right: "Pink Dreams";  
Bottom right: "Jungle Vibe II".





## Experimentation...



Tools:

- Adobe Illustrator
- Adobe Photoshop

Playing with the style to make it evolve...  
Little did I know that I was on the verge of  
creating something brand new.

Top left: "Ophelia";  
Bottom left: "Mother of Pearl";  
Bottom right: "Absenthe".



# Towards 2024: a New Style

## Reinventing myself...

Tools:

- Adobe Illustrator
- Adobe Photoshop

Towards the end of 2023, I went through an artistic crisis that forced me down the rabbit hole, looking on how I could best redefine my style so that I wouldn't become a parody of myself, but come out with a refined design, a renewed style & inspirations..

After some research, a brand new identity emerged. Much more elegant, and fitted with patterns.

## “Generosity”

Digital drawing in Ai colour correction in Ps.  
Published as NFT.









Left: "Renaissance

Right page:


- Top left: "Winter Elemental";

- Top right: "Snow Flake";

- Bottom: "As Black as Midnight on a Moonless Night".







## Furthering the experiment...

Tools:

- Adobe Illustrator
- Adobe Photoshop

A style is never complete if it hasn't pushed to the extreme and refined, in order to fit any situation. So I kept drawing and experimenting until I felt totally satisfied: refining the palette, finding a common language for lights, shadows and other elements.

This was done through the series of geometric works, on the left, simply called "Abstract I", "Abstract II", and "Abstract III", in collaboration with crypto artist Mpozecco. (Left)

Other explorations with common objects, or even simply the "GM" tradition of Web 3... just like the right image.





GIM



# The Healing Tarot

## Making an old idea come true...

Tools:

- Adobe Illustrator
- Adobe Photoshop


I've been dreaming of creating a tarot game for a long while, but never really looked into it because of other concerns being on the daily agenda. At the end of 2023, I finally had a little time, and started putting some designs together...

Inspired by the Rider Waite game, I created my version with only women, as the protagonists, and all with faces viewed from the front.

The Arcana Major were completed in July 2024.







1. THE MAGICIAN



3. THE EMPRESS



5. THE HIEROPHANT




7. THE CHARIOT




9. THE HERMIT



2. THE HIGH PRIESTESS




4. THE EMPEROR



6. THE LOVERS




8. STRENGTH



10. WHEEL OF FORTUNE









After a much needed break, as this was quite intensive in the creation of the 1st 22 cards, I started working on the Arcana Minor. There is a total of 78 cards, and with only 22 complete, there is still much work to be done.

I'm aiming at having the full deck ready by either 2025 or 2026. The holders of the Arcana Major NFTs will be eligible for a special edition once I get to printing the complete deck.



## 2024 & Beyond...

---

### Open calls & spreading the work...

Having signed with the Artistique agency in 2023, I have been working both independently and with them to create art. The strategy now is to also submit the art to open calls, so that it may travel and reach new eyes and souls...

Top: "Give Me Peace", submitted to various open calls, amongst which one to the United Nations.

Bottom: "Pink Bubble Dreams", was part of an Italian DAO curation early this year, and was displayed in Milan.

- Right page, top left: "Lady with the Umbrella";
- Right page, bottom left: "Woman with the Peacock";
- Right page, top right: "Faeries";
- Right page, bottom right: "Lamp Shade".











Left page: "Call Me Maybe", created for an open call, was featured at the Oculus in NYC in July 2024.

Right page:

- Top left: "Cherry Blossoms";
- Top right: "Summer on Chain";
- Bottom: "The Lute Player", a piece created for the Dutch Art Community "Homage World", a tribute to the Dutch Masters. This piece is inspired by Frans Hals' creation of the same name.



# 2024: Client Work

## Existing clients

2023 had some exciting projects going, even if some can't quite just yet be divulged. One such collaboration was done with Adidas.

2024 began on an even more joyful note, with this illustration created for client SOFRA, a leader on the Belgian market of butter & cheese...





## Artistique Freelance work

I had the amazing opportunity to create a few illustrations for notorious clients of Artistique, starting with Leo Burnett, for whom I put together a series of illustrations that would be turned into animations.

To the right, 2 scenes for the Father's Day special. The others have yet to be released.



P.C. Cast's "Boudicca" novel, edited by Harper Collins, and for which the paperback version will come out January 2025, also commissioned me with the illustration of the front cover.





















© All rights reserved - Angie Mathot, 2024.  
[angiemathot.xyz](http://angiemathot.xyz) / [angiemathot.art](http://angiemathot.art)